











Data analytics **without boundaries**

Enabling businesses and enterprises to deliver data-driven decisions in a fraction of the time compared to other data platforms





SCIKIQ CONNECT

-  Connect to Data Store >
-  ScikIQ Migration Hub >
-  ScikIQ Delta Hub >
-  ScikIQ Event Hub >

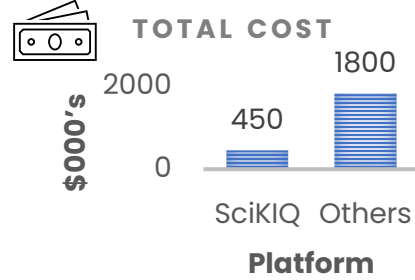
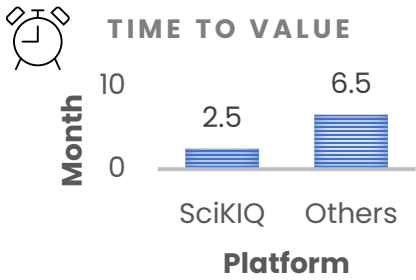
SCIKIQ CURATE


-  Data Prep Studio - Logical
-  Logical Data Model
-  Data Profiling
-  Business Data Models
-  ScikIQ Orchestrator
-  ScikIQ Schedules

SCIKIQ CONSUME

-  Dashboard Designer
-  Dashboard List
-  Report Designer
-  Report List

HOW SCIKIQ ADDS VALUE?



 **Speed**
5x faster than traditional data integration

 **Designed for All Personas**



US Banker's Bank

- Boost profitability, service, and sales opportunities
- Streamlined and consistent processes for up-selling and cross-selling
- Trust-worthy data

Key Benefits

 **75%**
Onboarding Time

 **4/5**
Data Maturity Level


 **8 FTE**
FTE Reengineered



Global Logistic Player

Want to become No 1 by leveraging Digital and Data Transformation

 **6 month**
Reduction in DATA to Action Time


 **7%**
EBIDA Improvement

 **\$8,000/month**
Technology Licencing Cost Save




Retail and Ecommerce

Single View and Distributor Performance

 **50%**
Reduction in manual efforts

 **15%**
Distributor Profitability

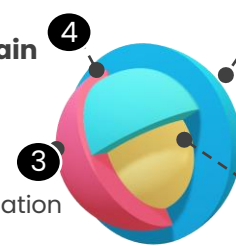
 **12%**
Increase in revenue across product categories



Clear Differentiation and Defensibility

Data Exchange and Supply Chain
Blockchain for Data Exchange

Monetize Data Products
Create Data Products for monetization







1 Deploy Data Fabric
Get you data in One Place







2 Enable Business Use Cases
Deploy Business Uses cases

One Business and Value Centric Platform for ALL Data Needs





SCIKIQ CONNECT

-  Connect to Data Store >
-  ScikIQ Migration Hub >
-  ScikIQ Delta Hub >
-  ScikIQ Event Hub >

SCIKIQ CURATE

-  Data Prep Studio - Logical
-  Logical Data Model
-  Data Profiling
-  Business Data Models
-  ScikIQ Orchestrator
-  ScikIQ Schedules

SCIKIQ CONSUME

-  Dashboard Designer
-  Dashboard List
-  Report Designer
-  Report List

HOW SCIKIQ ADDS VALUE – CASE OF US BANKER’S BANK



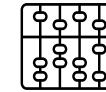
US Banker’s Bank

NEEDS

- Boost profitability, service, and sales opportunities
- Streamlined and consistent processes for up-selling and cross-selling
- Trust-worthy data

PAIN POINTS

- New Client onboarding takes 3-4 months, involve 2-3 Analysts
- Lack of consistent view of data leading to poor up-selling and cross-selling opportunities
- Manual Processes



Scale of Complexity



To handle data for 200+ Client Banks, our Client has created solution which relies on technology, manual effort and lot of operational processes to ingest and transform the data



The final output goes to regulators and non-timely submission of reports attract fines or may cause cancellation of licence to operate



Highly Complex Transformation as every bank was submitting data in its own form

Key Benefits Delivered

 **75%**

Onboarding Time




 **4/5**

Data Maturity Level

 **8 FTE**

FTE Reengineered

After evaluating and scoring multiple products, our Client picked ScikIQ

-  **Flexibility and Agility**
-  **Ease of Use**
-  **Holistic Data Platform For current and future needs**

ScikIQ’s Multitenancy feature was deployed to enable 200+ clients send their data for Regulatory Reporting. The data pipelines, transformation and reporting were fully automated.




We process 30 million+ records daily to produce Reg reporting across these 200 banks. By building a single version of truth, we have streamlined data processes for up-selling and cross-selling opportunities

HOW SCIKIQ ADDS VALUE – CASE OF CARGO LOGISTICS







 **CMA Ltd**
Client Admin

Enterprise Entity
cma@scikiq.com





SCIKIQ CONNECT

-  Connect to Data Store >
-  ScikIQ Migration Hub >
-  ScikIQ Delta Hub >
-  ScikIQ Event Hub >

SCIKIQ CURATE

-  Data Prep Studio - Logical
-  Logical Data Model
-  Data Profiling
-  Business Data Models
-  ScikIQ Orchestrator
-  ScikIQ Schedules

SCIKIQ CONSUME

-  Dashboard Designer
-  Dashboard List
-  Report Designer
-  Report List



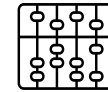
Largest LCL Company in the World

NEEDS

- Enhance Sales by 20% and productivity by 1.5X
- Increase Digital Enablement by 25%
- Provided upfront traffic costs
- Provide upfront tarrif cost across 65+ countries

PAIN POINTS

- No Single source of Truth
- The data is primarily used for Operational report
- Reliance on manual methods to measure and track Profitability, Business Performance and operations



Scale of Complexity



75+ Countries, multiple clusters, 3 Product Lines, 6 Data Centres, 40 non standardised sources, fragmented processes, Master Data Issues, Hybrid Data Sources; Growth through M&A leading to Silos




200+ Operational Reports on Qlik, still missing Management View and Transparency



Highly Complex Transformation as every office and entity was submitting data in it own form

 **6 month**
DATA to Action Time Reduction

 **7%**
EBIDA Improvement

 **\$8,000/month**
Technology Licencing Cost Save

100+ Dashboards across 10 dimensions

We deployed SCIKIQ supply chain control tower that enables them to view and improve profitability, have a better view of daily operations, accelerate sales and be proficient in predicting disruptions in almost all the significant business areas.

100+ Daily Schedules, 300K records processed and integrated on daily basis across 30 systems feeding 100+ Power Bi reports

Profitability **Finance** **Operation** **Customer Analytics** **Sales Analytics** **Business Performance**

- ✓ Data Acquisitions Takes > 6 months.
- ✓ Need to build Data Lake where we have control over Data
- ✓ Need single tool which enables business teams to take control of data
- ✓ No Integrated Standard Tool for Data Governance
- ✓ Meta Data is static and cant do Record to Report Lineage
- ✓ Need help pulling Data from SAP or APIs and on real time basis

**Let us know
how can we
be part of
your exciting
journey !**

SCIKI 

ALL-IN-ONE DATA PLATFORM

India – Tower A, Millennium Plaza;
Sector – 39 Gurgaon – 122001



USA - 7 Cedar Brook Rd, Monroe NJ 08831

Dubai Silicon Oasis, DDP. Building A2,
Dubai, UAE



+ 91 (750) 321 5154
+ 1 (862) 414 0862
+ 971 547 561 768



Scikiq.com



sales@scikiq.com